




Connectors &gt; Power Connectors &gt; Power Contacts

Power Contact Type: **Contact**Operating Voltage: **250 VAC, 600 VAC**Contact Mating Area Plating Material: **Gold**Wire Size: **.5 – 2 mm<sup>2</sup>**

## Features

### Product Type Features

Power Contact Type	Contact
Connector System	Wire-to-Wire
Connector & Contact Terminates To	Wire & Cable

### Electrical Characteristics

Operating Voltage	250 VAC, 600 VAC
-------------------	------------------

### Contact Features

Contact Mating Area Plating Material	Gold
Contact Current Rating (Max)	13 A
Contact Type	Socket
Contact Retention Within Housing	With
Mating Pin Diameter	2.36 mm[.093 in]
Contact Base Material	Brass
Contact Mating Area Plating Material Thickness	.76 μm[30 μin]
Wire Contact Termination Area Plating Thickness	1.27 μm[50 μin]
Wire Contact Termination Area Plating Material	Nickel



Wire Contact Termination Area Plating Material Finish	Matte
Contact Orientation	Straight
Contact Underplating Material	Nickel
Contact Underplating Material Thickness	1.27 µm[50 µin]

### Termination Features

Termination Method to Wire & Cable	Crimp
------------------------------------	-------

### Mechanical Attachment

Contact Retention Type Within Housing	Locking Lance
Connector Mounting Type	Cable Mount (Free-Hanging)
Wire Insulation Support	Without

### Dimensions

Wire Size	.5 – 2 mm <sup>2</sup>
Accepts Wire Insulation Diameter Range	3.56 mm[.14 in]

### Usage Conditions

Operating Temperature Range	-55 – 105 °C[-67 – 221 °F]
-----------------------------	----------------------------

### Operation/Application

Circuit Application	Power
---------------------	-------

### Industry Standards

Glow Wire Rating	Standard Part - Not Glow Wire
Agency/Standard	CSA, UL
UL File Number	E28476

### Packaging Features

Packaging Method	Bag
Packaging Quantity	1000

### Other

Wire/Cable Type	Discrete Wire
Wire Type	Stranded
For Use With	Pin

### Product Compliance

[For compliance documentation, visit the product page on TE.com>](#)











EU RoHS Directive 2011/65/EU	Compliant
EU ELV Directive 2000/53/EC	Compliant
China RoHS 2 Directive MIIT Order No 32, 2016	No Restricted Materials Above Threshold
EU REACH Regulation (EC) No. 1907/2006	Current ECHA Candidate List: JUNE 2022 (224) Candidate List Declared Against: JAN 2021 (211) Does not contain REACH SVHC
Halogen Content	Low Halogen - Br, Cl, F, I < 900 ppm per homogenous material. Also BFR/CFR/PVC Free
Solder Process Capability	Not applicable for solder process capability

Product Compliance Disclaimer



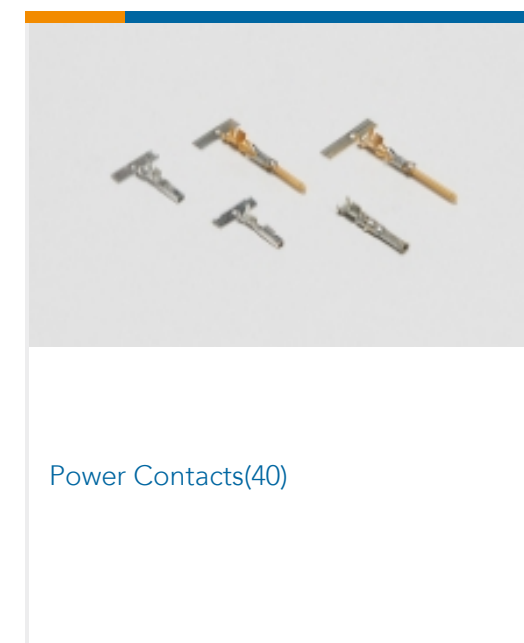
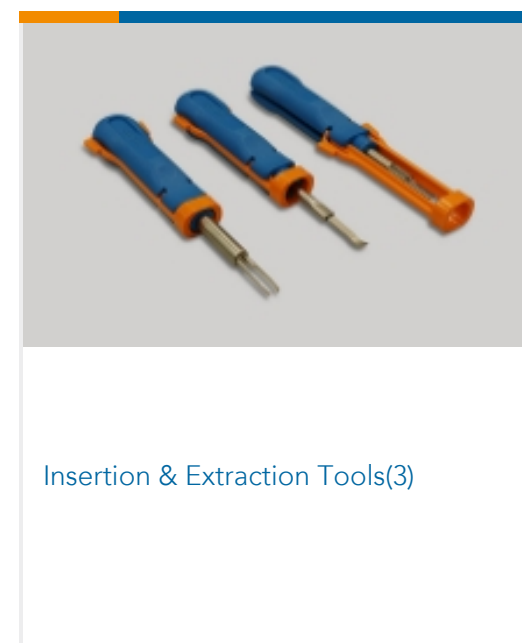

This information is provided based on reasonable inquiry of our suppliers and represents our current actual knowledge based on the information they provided. This information is subject to change. The part numbers that TE has identified as EU RoHS compliant have a maximum concentration of 0.1% by weight in homogenous materials for lead, hexavalent chromium, mercury, PBB, PBDE, DBP, BBP, DEHP, DIBP, and 0.01% for cadmium, or qualify for an exemption to these limits as defined in the Annexes of Directive 2011/65/EU (RoHS2). Finished electrical and electronic equipment products will be CE marked as required by Directive 2011/65/EU. Components may not be CE marked. Additionally, the part numbers that TE has identified as EU ELV compliant have a maximum concentration of 0.1% by weight in homogenous materials for lead, hexavalent chromium, and mercury, and 0.01% for cadmium, or qualify for an exemption to these limits as defined in the Annexes of Directive 2000/53/EC (ELV). Regarding the REACH Regulation, the information TE provides on SVHC in articles for this part number is based on the latest European Chemicals Agency (ECHA) 'Guidance on requirements for substances in articles' posted at this URL: <https://echa.europa.eu/guidance-documents/guidance-on-reach>

## Compatible Parts

 <p>TE Part # 770096-1 09P .093 COMM P&amp;S PLUG</p>	 <p>TE Part # 770373-1 06P .093 COMM P&amp;S PLUG .250CL</p>	 <p>TE Part # 770107-1 15P .093 COMM P&amp;S PLUG</p>	 <p>TE Part # 770361-1 06P .093 COMM P&amp;S PLUG .250CL</p>
 <p>TE Part # 770075-1 04P .093 COMM P&amp;S RECPT HSG</p>	 <p>TE Part # 770276-1 03P .093 COMM P&amp;S PLUG .250CL</p>	 <p>TE Part # 770102-1 12P .093 COMM P&amp;S PLUG</p>	 <p>TE Part # 770070-1 03P .093 COMM P&amp;S RECPT HSG</p>



## Also in the Series | Commercial Pin and Socket Connectors



## Documents



## Product Drawings

[.093 CP&S SOC AUBR L/P 20-14](#)

English

---

## CAD Files

[3D PDF](#)

3D

Customer View Model

[ENG\\_CVM\\_CVM\\_770144-5\\_C.2d\\_dxf.zip](#)

English

Customer View Model

[ENG\\_CVM\\_CVM\\_770144-5\\_C.3d\\_igs.zip](#)

English

Customer View Model

[ENG\\_CVM\\_CVM\\_770144-5\\_C.3d\\_stp.zip](#)

English

[3D PDF](#)

English

Customer View Model

[ENG\\_CVM\\_770144-5\\_F.2d\\_dxf.zip](#)

English

Customer View Model

[ENG\\_CVM\\_770144-5\\_F.3d\\_igs.zip](#)

English

Customer View Model

[ENG\\_CVM\\_770144-5\\_F.3d\\_stp.zip](#)

English

By downloading the CAD file I accept and agree to the [Terms and Conditions](#) of use.

---

## Datasheets & Catalog Pages

[SOFT\\_SHELL\\_PIN\\_SOCKET\\_CONNECTORS\\_STANDARD\\_DENSITY](#)

English

---

## Product Specifications

[Application Specification](#)

English

---

## Product Environmental Compliance

[TE Material Declaration](#)

English